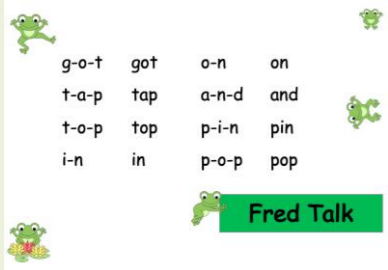
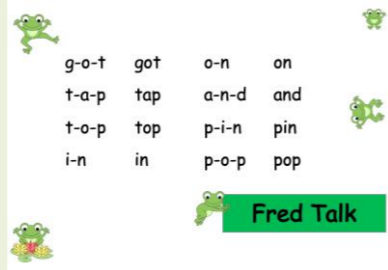
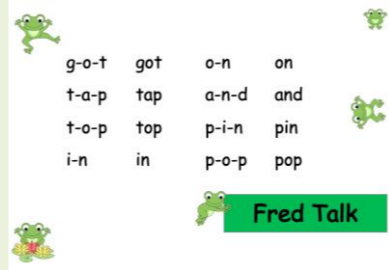
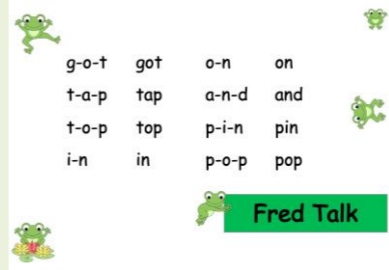
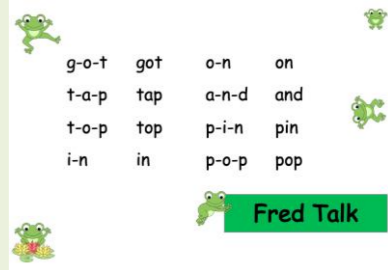

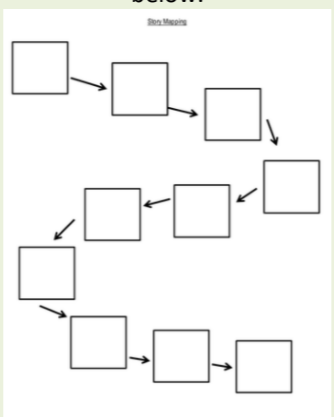

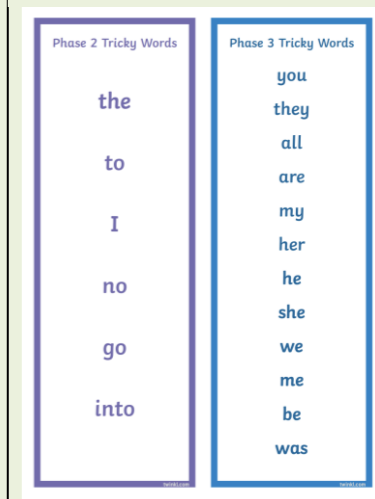


Monday	Tuesday	Wednesday	Thursday	Friday
<p style="text-align: center;"><b>VIDEO CALL</b> 9:15am Good morning and daily act of worship. Input and set tasks.</p> <p style="text-align: center;"><b>VIDEO CALL</b> 12:40pm Story time</p>	<p style="text-align: center;"><b>VIDEO CALL</b> 9:15am Good morning and daily act of worship. Input and set tasks.</p> <p style="text-align: center;"><b>VIDEO CALL</b> 12:40pm Story time</p>	<p style="text-align: center;"><b>VIDEO CALL</b> 9:15am Good morning and daily act of worship. Input and set tasks.</p> <p style="text-align: center;"><b>VIDEO CALL</b> 12:40pm Story time</p>	<p style="text-align: center;"><b>VIDEO CALL</b> 9:15am Good morning and daily act of worship. Input and set tasks.</p> <p style="text-align: center;"><b>VIDEO CALL</b> 12:40pm Story time</p>	<p style="text-align: center;"><b>VIDEO CALL</b> 9:15am Good morning and daily act of worship. Input and set tasks.</p> <p style="text-align: center;"><b>VIDEO CALL</b> <i>Celebration assembly</i> 2:15pm : please find the link on class dojo.</p>
<p style="text-align: center;"><b>Phonics</b> Daily phonics 20 minutes Read Write Inc. with Miss Blackmore - please see videos on our whole class story for this week.</p> <p style="text-align: center;"><b>Sounds</b> <b>Group 1: c</b> <b>Group 2:ee</b></p> <p style="text-align: center;"><b>Reading and Writing</b> Please try and practise your Fred Talk words for at least 15 minutes.</p> <div style="text-align: center;">  </div> <p>Practise writing the sound of the day: c or ee Extension: practise writing the cvc words above.</p>	<p style="text-align: center;"><b>Phonics</b> Daily phonics 20 minutes Read Write Inc. with Miss Blackmore - please see videos on our whole class story for this week.</p> <p style="text-align: center;"><b>Sounds</b> <b>Group 1: k</b> <b>Group 2:igh</b></p> <p style="text-align: center;"><b>Reading and Writing</b> Please try and practise your Fred Talk words for at least 15 minutes.</p> <div style="text-align: center;">  </div> <p>Practise writing the sound of the day: k or igh Extension: practise writing the cvc words above.</p>	<p style="text-align: center;"><b>Phonics</b> Daily phonics 20 minutes Read Write Inc. with Miss Blackmore - please see videos on our whole class story for this week.</p> <p style="text-align: center;"><b>Sounds</b> <b>Group 1: u</b> <b>Group 2:ow</b></p> <p style="text-align: center;"><b>Reading and Writing</b> Please try and practise your Fred Talk words for at least 15 minutes.</p> <div style="text-align: center;">  </div> <p>Practise writing the sound of the day: u or ow Extension: practise writing the cvc words above.</p>	<p style="text-align: center;"><b>Phonics</b> Daily phonics 20 minutes Read Write Inc. with Miss Blackmore - please see videos on our whole class story for this week.</p> <p style="text-align: center;"><b>Sounds</b> <b>Group 1: b</b> <b>Group 2:oo (poo at the zoo)</b></p> <p style="text-align: center;"><b>Reading and Writing</b> Please try and practise your Fred Talk words for at least 15 minutes.</p> <div style="text-align: center;">  </div> <p>Practise writing the sound of the day: b or oo Extension: practise writing the cvc words above.</p>	<p style="text-align: center;"><b>Phonics</b> Daily phonics 20 minutes Read Write Inc. with Miss Blackmore - please see videos on our whole class story for this week.</p> <p style="text-align: center;"><b>Sounds</b> <b>Group 1: f</b> <b>Group 2:oo (look at a book)</b></p> <p style="text-align: center;"><b>Reading and Writing</b> Please try and practise your Fred Talk words for at least 15 minutes.</p> <div style="text-align: center;">  </div> <p>Practise writing the sound of the day: f or oo Extension: practise writing the cvc words above.</p>
<p style="text-align: center;"><b>Literacy</b> <b>Dear Zoo</b></p> <p style="text-align: center;"><a href="https://www.youtube.com/watch?v=ZqGYWRH0V6E">https://www.youtube.com/watch?v=ZqGYWRH0V6E</a></p> <p>Can you practice telling the story using your story map and actions?</p> <div style="text-align: center;">  </div>	<p style="text-align: center;"><b>Literacy</b> <b>Dear Zoo</b></p> <p>Can you draw your own story map for Dear Zoo?</p> <p>You can draw one like ours or use the template below.</p> <div style="text-align: center;">  </div>	<p style="text-align: center;"><b>Literacy</b> <b>Dear Zoo</b></p> <p>Can you change parts of the story in Dear Zoo?</p> <p>You could change the animals and the reasons why they are sent back?</p> <p>You can use post-it notes to stick over the story map.</p> <p>For example: 'They sent me a panda... he was too sleepy so I sent him back!'</p> <div style="text-align: center;">  </div>	<p style="text-align: center;"><b>Literacy</b> <b>Dear Zoo</b></p> <p>Can you retell your new story?</p> <p>Can you send us a video of you telling us the new animals the zoo sent?</p> <p>What animal did they keep at the end? Why?</p>	<p style="text-align: center;"><b>Literacy</b> <b>Tricky words</b></p> <p>Can you write the tricky words your child knows on post it notes. How many tricky words can they read in 2 minutes?</p> <p>Challenge: Can they write the tricky words they can read?</p> <p><i>Tricky words songs:</i>  <a href="https://www.youtube.com/watch?v=TvMyssfAUx0&amp;list=PLCLKSf1kRDSRP6OCf-Im0wAr2s7Y1LfkO">https://www.youtube.com/watch?v=TvMyssfAUx0&amp;list=PLCLKSf1kRDSRP6OCf-Im0wAr2s7Y1LfkO</a>  <a href="https://www.youtube.com/watch?v=ri4u0TjAZ38&amp;list=PLCLKSf1kRDSRP6OCf-Im0wAr2s7Y1LfkO&amp;index=2">https://www.youtube.com/watch?v=ri4u0TjAZ38&amp;list=PLCLKSf1kRDSRP6OCf-Im0wAr2s7Y1LfkO&amp;index=2</a> </p>



**Mathematics: Numbers**

If you missed today's zoom, here is a video:  
 Oak National Academy – See website address below:  
<https://www.thenational.academy>  
 Go to:  
 Online Classroom  
 Subject (at the top)  
 Year group Early Years Foundation Stage  
 Maths

**Numbers within 15:**  
**Lesson 1: Counting up to 15 objects and putting them in order (Part 1)**

**Maths task:**  
 Pause the video and do the tasks outlined.

**You will need:**  
 Countable objects and number cards.

**Challenge:** Can you put the number cards in order?  
*Game - Hide a number.*  
 Close your eyes and your partner needs to take away a number card (or 2). Can you spot which number has gone? Take turns.

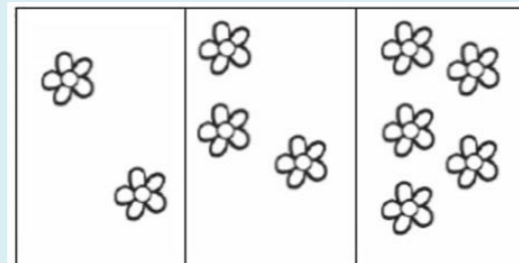
**Mathematics: Numbers**

Oak National Academy – See website address below:  
<https://www.thenational.academy>  
 Go to:  
 Online Classroom  
 Subject (at the top)  
 Year group Early Years Foundation Stage  
 Maths

**Numbers within 15:**  
**Lesson 2: Counting up to 15 objects and putting them in order (Part 2)**

**Maths task:**  
 Pause the video and do the tasks outlined.

**You will need:**  
 Countable objects, number cards and picture cards 1-15 like these (you'll need to make your own):



**Challenge:** Can you put the picture cards in order?  
*Game - Swap a number*  
 Close your eyes and your partner needs to swap 2 numbers around. Can you put the number line back together?

**Mathematics: Numbers**

Oak National Academy – See website address below:  
<https://www.thenational.academy>  
 Go to:  
 Online Classroom  
 Subject (at the top)  
 Year group Early Years Foundation Stage  
 Maths

**Numbers within 15:**  
**Lesson 3: Counting up to 15 objects and putting them in order (Part 3)**

**Maths task:**  
 Pause the video and do the tasks outlined.

**You will need:**  
 Countable objects and number cards.

**Challenge:** Can you put the picture cards in order and write the numeral to go with it.

**Mathematics: Numbers**

Oak National Academy – See website address below:  
<https://www.thenational.academy>  
 Go to:  
 Online Classroom  
 Subject (at the top)  
 Year group Early Years Foundation Stage  
 Maths

**Numbers within 15:**  
**Lesson 4: Knowing one more than a number within 15**

**Maths task:**  
 Pause the video and do the tasks outlined.

**You will need:**  
 Countable objects and number cards.

**Challenge:** Can you find 2 more?.

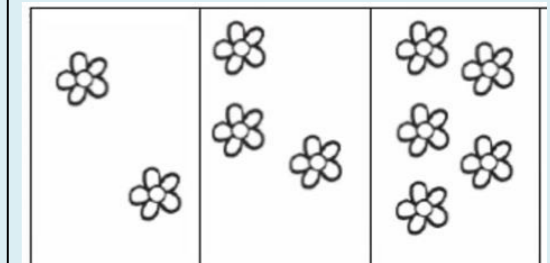
**Mathematics: Numbers**

Oak National Academy – See website address below:  
<https://www.thenational.academy>  
 Go to:  
 Online Classroom  
 Subject (at the top)  
 Year group Early Years Foundation Stage  
 Maths



**Numbers within 15:**  
**Lesson 5: Knowing one fewer than a number within 15**

**Maths task:**  
 Pause the video and do the tasks outlined.

**You will need:**  
 Countable objects, number cards and picture cards 1-15 like these (you'll need to make your own):



**Challenge:** Can you find 2 less?.

Personal, Social and Emotional Development	Communication and Language	Understanding the World	Expressive arts and design	Fun Challenge
<p>Listen to the story Commotion in the Ocean. <a href="https://www.youtube.com/watch?v=9pRhgz8Jffs">https://www.youtube.com/watch?v=9pRhgz8Jffs</a> (Commotion In The Ocean by Giles Andreae)</p> <p>Talk about the story and any questions the children might have. What sea animals have you learnt about? What sea animals do you want to find out more about?</p> <p>Explore the National Geographic website with an adult.</p> <p>Can you complete the animal memory game? <a href="https://www.natgeokids.com/uk/home-is-good/animal-memory/">https://www.natgeokids.com/uk/home-is-good/animal-memory/</a></p>	<p>Listening to the story of Commotion in the ocean again. Can you find the rhyming words?</p> <p>Can you make your own sea creature? With the help of an adult can you stick words to describe your animal?</p> <p>Turtle: see, sand, swim, shell etc.</p> <p>Challenge: Can you write any of your words?</p> 	<p>Watch the story 'Duffy's Lucky Escape' <a href="https://www.youtube.com/watch?v=2qjgUPUjZXM">https://www.youtube.com/watch?v=2qjgUPUjZXM</a></p> <ul style="list-style-type: none"> <li>-What has happened to the ocean/water?</li> <li>-How do you think this might have happened?</li> <li>-Can you tell me about/explain what pollution/rubbish/ waste is?</li> <li>-Why do you think the creatures might be in danger?</li> <li>-What do you think might happen to the sea creatures?</li> <li>-Can you explain why you think this?</li> <li>-What could we do to look after our oceans?</li> <li>-What could we do to take care of the sea creatures?</li> </ul>	<p>Can you draw a picture or make a poster telling people how they can save our oceans and animals?</p>	<p>Can you find some animals or toys in your house? Find a sunny spot (or use a light/torch) and very carefully draw around their shadows. You can colour them in and send us a picture.</p> 

RE

Celebrating


Community

Read through  
'The presentation Story'

*Mary and Joseph took baby Jesus to the Temple in Jerusalem. They wanted to present him to God and thank God for giving them their lovely boy. Whilst they were there they met two people, Simeon and Anna. They went to the Temple every day to pray. Simeon took Jesus in his arms and gave thanks to God. He said a prayer over Jesus and blessed Mary and Joseph. He said Jesus was like a light to help people. Anna was delighted to see Jesus and gave thanks to God for him. Afterwards Mary and Joseph took Jesus home to Nazareth.*


- Answer the questions:
- Why did Mary and Joseph take Jesus to the Temple?
  - Who were the people that they met?
  - Why did Simeon and Anna go to the Temple?
  - Why do you think Simeon and Anna were so pleased to meet Jesus?
  - What did Mary and Joseph do after they left the Temple?

Activity: Can you make cardboard candles with tissue paper flames. Ask children what did Simeon say about Jesus? (Jesus is the light of the world).



EXTRA

<p><b>Fine Motor Skills</b></p> <p>Playdough Numbers: Use playdough to manipulate and make numbers 1 to 10.</p>	<p><b>Fine Motor Skills</b></p> <p>Solve and thread: spaghetti with numbers on the end or number sentences. Can you thread the correct number of cheerios, beads, buttons on to each spaghetti?</p>	<p><b>Fine Motor Skills</b></p> <p>Twisty pots and Numbers: Numbered pots with twistable lids - Can you unscrew the lid, use tweezers to put the correct number of pasta inside and re screw the lid?</p>	<p><b>Fine Motor Skills</b></p> <p>Chopstick sort: Use chopsticks to separate the pasta from the coloured rice. (knife and fork if you haven't got chopsticks))</p>	<p><b>Fine Motor Skills</b></p> <p>Cutting Skills: Children use scissors to cut along the lines drawn on the strips of paper.</p>
<p><b>Maths: Daily IXL for 10 minutes</b>  <a href="https://www.ixl.com/signin/plymouthcast">https://www.ixl.com/signin/plymouthcast</a></p>				

Prayer	Wow Moment!	Wellbeing - daily exercise
<p>Take some time to pray together as a family, visit the TenTen website through the link below for a focus for each day.</p> <p><a href="https://www.tentenresources.co.uk/primary-subscription/prayers-for-home/daily-prayers-for-home/">https://www.tentenresources.co.uk/primary-subscription/prayers-for-home/daily-prayers-for-home/</a></p>	<p><b>Wow Moments</b></p> <p>Wow Moments are your chance to tell us about the fantastic things your child achieves at home. Wow Moments can be a big achievement or something small but important to your child! Wow Moments can be filled out on Portfolios.</p> <p>Some examples:</p> <ul style="list-style-type: none"> <li>● Taking turns with others</li> <li>● Following instructions</li> <li>● Making up stories</li> <li>● Being independent</li> <li>● Following routines</li> <li>● Taking part in special events</li> <li>● Any clubs or achievements outside of school</li> </ul> 	<p>Joe Wicks on YouTube: PE with Joe  <a href="https://www.youtube.com/channel/UCAxW1XT0iEJo0TYIRfn6rYQ">https://www.youtube.com/channel/UCAxW1XT0iEJo0TYIRfn6rYQ</a></p> <p>Try some yoga, great for fitness and mindfulness. There are some yoga sessions in Go Noodle <a href="https://family.gonoodle.com/">https://family.gonoodle.com/</a> or follow this link to Cosmic Yoga site where you can choose yoga routines linked to your favourite books and films.  <a href="https://www.youtube.com/user/CosmicKidsYoga">https://www.youtube.com/user/CosmicKidsYoga</a></p>