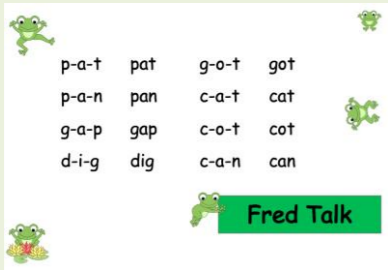
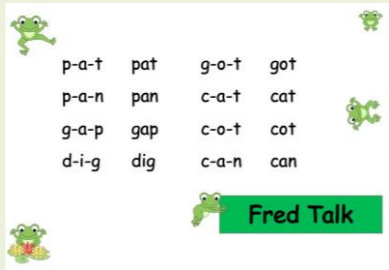
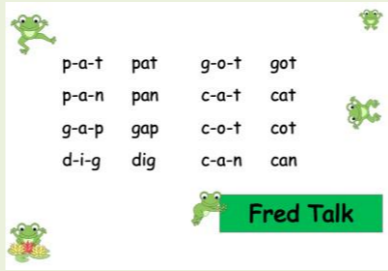
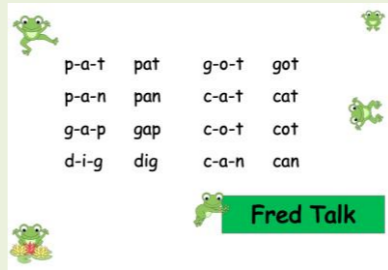
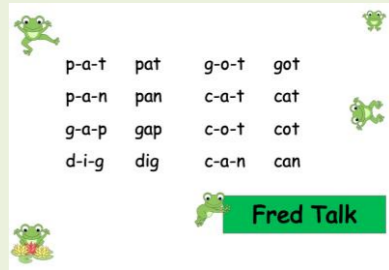


Monday	Tuesday	Wednesday	Thursday	Friday
<p style="text-align: center;"><b>VIDEO CALL</b> 9:15am Good morning and daily act of worship. Input and set tasks.</p> <p style="text-align: center;"><b>VIDEO CALL</b> 12:40pm Story time</p>	<p style="text-align: center;"><b>VIDEO CALL</b> 9:15am Good morning and daily act of worship. Input and set tasks.</p> <p style="text-align: center;"><b>VIDEO CALL</b> 12:40pm Story time</p>	<p style="text-align: center;"><b>VIDEO CALL</b> 9:15am Good morning and daily act of worship. Input and set tasks.</p> <p style="text-align: center;"><b>VIDEO CALL</b> 12:40pm Story time</p>	<p style="text-align: center;"><b>VIDEO CALL</b> 9:15am Good morning and daily act of worship. Input and set tasks.</p> <p style="text-align: center;"><b>VIDEO CALL</b> 12:40pm Story time</p>	<p style="text-align: center;"><b>VIDEO CALL</b> 9:15am Good morning and daily act of worship. Input and set tasks.</p> <p style="text-align: center;"><b>VIDEO CALL</b> <i>Celebration assembly</i> 2:15pm : please find the link on class dojo.</p>
<p style="text-align: center;"><b>Phonics</b> Daily phonics 20 minutes Read Write Inc. with Miss Blackmore - please see videos on our whole class story for this week. Sounds Group 1: e Group 2: ar</p> <p style="text-align: center;">Reading and Writing Please try and practise your Fred Talk words for at least 15 minutes.</p> <div style="text-align: center;">  </div> <p>Practise writing the sound of the day: e or Extension: practise writing the cvc words above.</p>	<p style="text-align: center;"><b>Phonics</b> Daily phonics 20 minutes Read Write Inc. with Miss Blackmore - please see videos on our whole class story for this week. Sounds Group 1: l Group 2: or</p> <p style="text-align: center;">Reading and Writing Please try and practise your Fred Talk words for at least 15 minutes.</p> <div style="text-align: center;">  </div> <p>Practise writing the sound of the day: l or 'or' Extension: practise writing the cvc words above.</p>	<p style="text-align: center;"><b>Phonics</b> Daily phonics 20 minutes Read Write Inc. with Miss Blackmore - please see videos on our whole class story for this week. Sounds Group 1: h Group 2: air</p> <p style="text-align: center;">Reading and Writing Please try and practise your Fred Talk words for at least 15 minutes.</p> <div style="text-align: center;">  </div> <p>Practise writing the sound of the day: h or air Extension: practise writing the cvc words above.</p>	<p style="text-align: center;"><b>Phonics</b> Daily phonics 20 minutes Read Write Inc. with Miss Blackmore - please see videos on our whole class story for this week. Sounds Group 1: sh Group 2: ir</p> <p style="text-align: center;">Reading and Writing Please try and practise your Fred Talk words for at least 15 minutes.</p> <div style="text-align: center;">  </div> <p>Practise writing the sound of the day: sh or ir Extension: practise writing the cvc words above.</p>	<p style="text-align: center;"><b>Phonics</b> Daily phonics 20 minutes Read Write Inc. with Miss Blackmore - please see videos on our whole class story for this week. Sounds Group 1: r Group 2: ou</p> <p style="text-align: center;">Reading and Writing Please try and practise your Fred Talk words for at least 15 minutes.</p> <div style="text-align: center;">  </div> <p>Practise writing the sound of the day: r or ou Extension: practise writing the cvc words above.</p>
<p style="text-align: center;"><b>Literacy</b> <i>Chinese New Year</i></p> <p>Read the story of Chinese New Year. (It has been posted on the whole class story)</p> <p>Can you use your story map from your pack to help you follow along with the story?</p> <p>2021 is the year of the ox. Can you draw a picture of the ox and write the number he came in the story?</p>	<p style="text-align: center;"><b>Literacy</b> <i>Chinese New Year</i></p> <p>Read the Chinese New Year story again.</p> <p>Can you remember any of the characters from the story?</p> <p>Can you make puppets for each animal and act out the story?</p>	<p style="text-align: center;"><b>Literacy</b> <i>Chinese New Year</i></p> <p>Please check Dojo portfolio, we have uploaded a worksheet which focuses on your child's next steps.</p>	<p style="text-align: center;"><b>Literacy</b> <i>Chinese New Year</i></p> <p>How do people celebrate Chinese New Year? Watch the video explaining how children celebrate. Discuss with your child how people celebrate. Is it similar to our new year? <a href="https://www.youtube.com/watch?v=1cRMRp9-Z08">https://www.youtube.com/watch?v=1cRMRp9-Z08</a> (Video name: CBeebies: Celebrating Chinese New Year - Let's Celebrate)</p> <p>Can you follow the step by step instructions to make a Chinese New Year lantern? <a href="https://www.youtube.com/watch?v=CeZKYGmuZn0">https://www.youtube.com/watch?v=CeZKYGmuZn0</a></p>	<p style="text-align: center;"><b>Literacy</b> <i>Chinese New Year</i></p> <p>Yesterday we looked at how people celebrate Chinese New Year. Can you remember what they do?</p> <p>They love setting off fireworks!</p> <p>Using a tray with some salt/flour/sand.</p> <ol style="list-style-type: none"> <li>Can you make a firework picture?</li> <li>Can you practice writing your sounds?</li> <li>Can you write a CVC word using the sound from today?</li> </ol>



(Video name: How To Make A Chinese Paper Lantern | Fun Kids Activities)



**Mathematics: Numbers**

If you missed today's zoom, here is a video:  
Oak National Academy – See website address below:  
<https://www.thenational.academy>  
Go to:  
Online Classroom  
Subject (at the top)  
Year group Early Years Foundation Stage  
Maths

**Numbers within 15:**  
**Lesson 6: Applying knowledge of one more and one fewer (Part 1)**

**Maths task:**  
Pause the video and do the tasks outlined.

**You will need:**  
Numberline and 2 different coloured objects.

**Challenge:** Can you find 2 more and 2 less?

**Mathematics: Numbers**

If you missed today's zoom, here is a video:  
Oak National Academy – See website address below:  
<https://www.thenational.academy>  
Go to:  
Online Classroom  
Subject (at the top)  
Year group Early Years Foundation Stage  
Maths

**Numbers within 15:**  
**Lesson 7: Applying knowledge of one more and one fewer (Part 2)**

**Maths task:**  
Pause the video and do the tasks outlined.

**You will need:**  
Number cards, number line, 2 different coloured objects. You may want to use a bead string:  
<https://www.ictgames.com/mobilePage/rekenrek/index.html>

**Challenge:** Choose a number card. Using your numberline can you find one more or less?

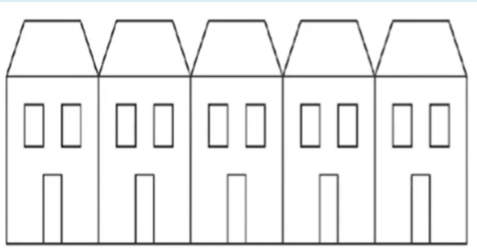
**Mathematics: Numbers**

If you missed today's zoom, here is a video:  
Oak National Academy – See website address below:  
<https://www.thenational.academy>  
Go to:  
Online Classroom  
Subject (at the top)  
Year group Early Years Foundation Stage  
Maths

**Numbers within 15:**  
**Lesson 8: Using the guess and check strategy for problem solving**

**Maths task:**  
Pause the video and do the tasks outlined.

**You will need:**  
Some small counting objects and a large picture of 5 houses like this one (draw your own).



**Challenge:** Share a larger number out between your five houses.

**Mathematics: Numbers**

If you missed today's zoom, here is a video:  
Oak National Academy – See website address below:  
<https://www.thenational.academy>  
Go to:  
Online Classroom  
Subject (at the top)  
Year group Early Years Foundation Stage  
Maths

**Numbers within 15:**  
**Lesson 9: Ordering and exploring numbers with 15**

**Maths task:**  
Pause the video and do the tasks outlined.

**You will need:**  
Small counting objects.  
(You don't need the map- we will use the one on the screen)

**Challenge:** Using your picture cards to 15, hide 2. Can you order what you have left.

**Mathematics: Numbers**

If you missed today's zoom, here is a video:  
Oak National Academy – See website address below:  
<https://www.thenational.academy>  
Go to:  
Online Classroom  
Subject (at the top)  
Year group Early Years Foundation Stage  
Maths

**Numbers within 15:**  
**Lesson 10: Consolidating learning of numbers within 15**

**Maths task:**  
Pause the video and do the tasks outlined.

**You will need:**  
Small counting objects, number line and number cards.

**Challenge:** Choose a number card. Using your numberline can you find two more or less?

**Topic: Animals around the world: Arctic animals**

**Personal, Social and Emotional Development**

<https://www.slideshare.net/kokostephi/polar-animals-powerpoint>

Look through the slides about arctic animals

**Communication and Language**

What can you remember about the arctic animals?  
Can you tell facts about each animal to someone in your house?

Watch the non-fiction video about arctic animals.  
Arctic animal facts:

**Understanding the World**

Play the arctic word game with a partner.  
How many arctic words do you know?



Can you make a narwhal? Follow the instructions that have been uploaded to dojo.

**Expressive arts and design**

Can you make hand and footprint arctic animals?  
You could use paint or draw around your hand then add their features eg. eyes, nose, toes!

**Fun Challenge**

Make some ice in the freezer and use it to paint (water) outside on the pavement (cubs or freeze a tub.  
You could even freeze some paint!

<p>Talk about the arctic animals and any questions the children might have.</p> <p>Encourage the children to think about what the weather and temperature is like? Discuss how they think animals survive in the cold climate.</p>	<p><a href="https://www.youtube.com/watch?v=DXxzmCFwTI">https://www.youtube.com/watch?v=DXxzmCFwTI</a></p> <p>Pretend to be a TV presenter on Cbeebies, can you teach your viewers about an arctic animal?</p>	<p>If you would like to find our more you can set up a free login to Earth Cubs!</p> <p><a href="https://earthcubs.com/">https://earthcubs.com/</a></p>	 <p><b>Check out tomorrow's lesson- you need to make some ice ready!</b></p>	
--	--	---	--	--

RE

Celebrating - Respond

Remembering, celebrating and responding to what a celebration is and how the parish family celebrate.

**Can you talk about:**

- What a celebration is.
- Different elements of celebration.
- Different ways of celebrating.
- Who the church/parish family are.
- Some of the celebrations of the church/parish family
- Something of the story of Jesus being presented in the Temple.

**Activity**

Can you plan a celebration party at home? What might you need? Decorations, food, people (or toys instead).  
 You could make cards or invitations.  
 Think about:  
 Next time you are invited to a celebration; how will you show you are happy to celebrate with others?


**RE Songs**

We love to sing RE songs at school, here are a few of our favourites!  
 Our God is a great big God : <https://www.youtube.com/watch?v=eSTfM8M2Md8>  
 This little light of mine: <https://www.youtube.com/watch?v=cKkblZtqhyQ>  
 Who is the king of the jungle?: <https://www.youtube.com/watch?v=EF5JtvoVSJ0>

EXTRA

EXTRA				
Fine Motor Skills	Fine Motor Skills	Fine Motor Skills	Fine Motor Skills	Fine Motor Skills

<p>To do before each session...</p> <p>"Are you ready to go to the dough disco?"</p> <p>Everyone starts off with their dough in their hands. Teacher/TA to lead, calling out the instructions and modelling the movements. Ensure movements are large, exaggerated and come across the body when necessary to really work the elbow and shoulder joints.</p> <p>"Get your dough and let's go! Wave you hands to say hello!"</p> <p>Introduce children to the different finger names, get them to wave each finger as you say hello.</p> <p>"Hello Tommy Thumb" "Hello Tommy Peter Pointer" "Hello Tommy Toby Tail" "Hello Tommy Ruby Ring" "Hello Tommy Baby Small"</p> <p>Repeat as necessary "Fingers you've just been to the dough disco!"</p>	<p><b>Session 1</b></p> <p>Music: JLS - One Shot</p> <p><b>Ball Roll</b> Use both hands to roll the dough into a ball.</p> <p><b>Single Finger Poke</b> Use each individual finger to poke the dough.</p> <p><b>Two Finger Poke</b> Use two fingers to poke into the dough.</p> <p><b>Dive</b> Place the dough in one hand, bring that hand high up into the sky and pass the dough over and down to the other hand below.</p> <p>Repeat as necessary "Fingers you've just been to the dough disco!"</p>	<p><b>Session 2</b></p> <p>Music: Pharrell Williams - Happy</p> <p><b>Sausage Roll</b> Use both hands to roll the dough into a sausage.</p> <p><b>Sausage Pinch</b> Use Tommy Thumb and Peter Pointer to pinch all the way down along the sausage.</p> <p><b>Single Finger Poke</b> Use each individual finger to poke the dough.</p> <p><b>Squeeze</b> Use one hand at a time to squeeze the dough as hard as you can.</p> <p>Repeat as necessary "Fingers you've just been to the dough disco!"</p>	<p><b>Session 3</b></p> <p>Music: Survivor – Eye of the Tiger</p> <p><b>Ball Roll</b> Use both hands to roll the dough into a ball.</p> <p><b>Single Finger Poke</b> Use each individual finger to poke the dough.</p> <p><b>Dive</b> Place the dough in one hand, bring that hand high up into the sky and pass the dough over and down to the other hand below.</p> <p><b>Squeeze</b> Use one hand at a time to squeeze the dough as hard as you can.</p> <p>Repeat as necessary "Fingers you've just been to the dough disco!"</p>	<p><b>Session 4</b></p> <p>Music: Katy Perry – Firework</p> <p><b>Sausage Roll</b> Use both hands to roll the dough into a sausage.</p> <p><b>Sausage Pinch</b> Use Tommy Thumb and Peter Pointer to pinch all the way down along the sausage.</p> <p><b>Doughnut</b> Push the dough over each finger to make a doughnut shape.</p> <p><b>Two Finger Poke</b> Use two fingers to poke into the dough.</p> <p>Repeat as necessary "Fingers you've just been to the dough disco!"</p>	<p><b>Session 5</b></p> <p>Music: Taylor Swift – Shake it off</p> <p><b>Smack</b> Place the dough in one hand, flatten the other hand and smack the dough.</p> <p><b>Pinch</b> Use Tommy Thumb and Peter Pointer to pinch the dough.</p> <p><b>Two Finger Poke</b> Use two fingers to poke into the dough.</p> <p><b>Squeeze</b> Use one hand at a time to squeeze the dough as hard as you can.</p> <p>Repeat as necessary "Fingers you've just been to the dough disco!"</p>
<p><b>Maths: Daily IXL for 10 minutes</b>  <a href="https://www.ixl.com/signin/plymouthcast">https://www.ixl.com/signin/plymouthcast</a></p>					

Prayer	Wow Moment!	Wellbeing - daily exercise
<p>Take some time to pray together as a family, visit the TenTen website through the link below for a focus for each day.</p> <p><a href="https://www.tentenresources.co.uk/primary-subscription/prayers-for-home/daily-prayers-for-home/">https://www.tentenresources.co.uk/primary-subscription/prayers-for-home/daily-prayers-for-home/</a></p>	<p><b>Wow Moments</b></p> <p>Wow Moments are your chance to tell us about the fantastic things your child achieves at home. Wow Moments can be a big achievement or something small but important to your child! Wow Moments can be filled out on Portfolios.</p> <p>Some examples:</p> <ul style="list-style-type: none"> <li>• Taking turns with others</li> <li>• Following instructions</li> <li>• Making up stories</li> <li>• Being independent</li> <li>• Following routines</li> <li>• Taking part in special events</li> <li>• Any clubs or achievements outside of school</li> </ul> 	<p>Joe Wicks on YouTube: PE with Joe  <a href="https://www.youtube.com/channel/UCAxW1XT0iEJo0TYIRfn6rYQ">https://www.youtube.com/channel/UCAxW1XT0iEJo0TYIRfn6rYQ</a></p> <p>Try some yoga, great for fitness and mindfulness. There are some yoga sessions in Go Noodle <a href="https://family.gonoodle.com/">https://family.gonoodle.com/</a> or follow this link to Cosmic Yoga site where you can choose yoga routines linked to your favourite books and films.  <a href="https://www.youtube.com/user/CosmicKidsYoga">https://www.youtube.com/user/CosmicKidsYoga</a></p>